

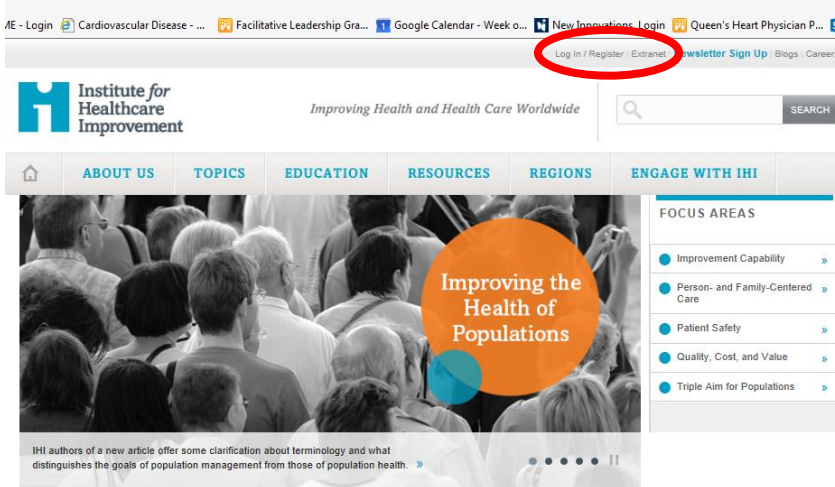
## Instructions to Access IHI Modules for Residents/Fellows

*Patient Safety Modules PS101- PS105 are required of all resident/fellows and their core faculty*

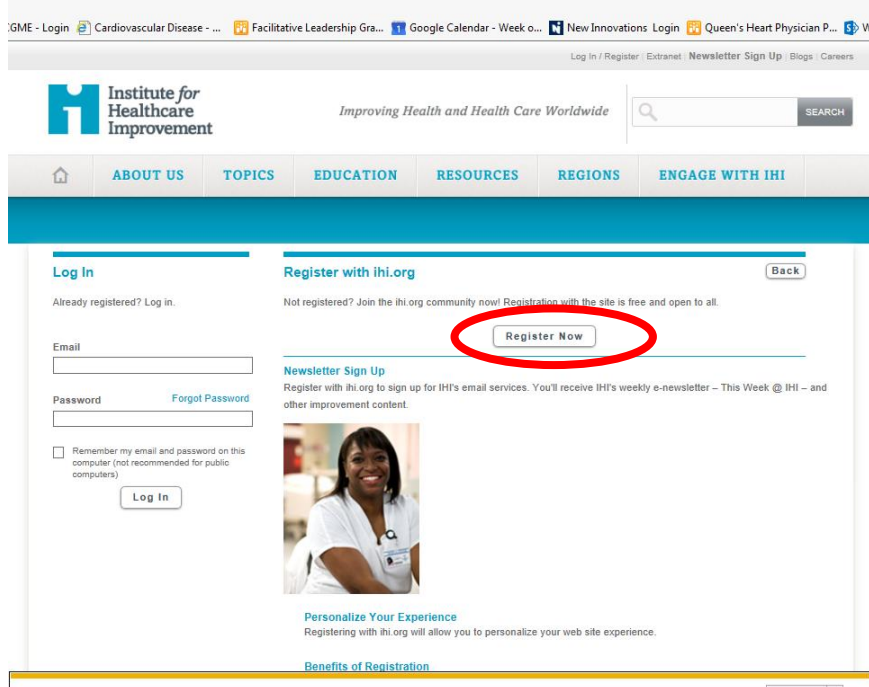
### IHI Modules

To access the modules, please do the following:

Register at [www.ihl.org](http://www.ihl.org) to create a Log In



You will need to create an account if you haven't done so before...



# Instructions to Access IHI Modules for Residents/Fellows

*Patient Safety Modules PS101- PS105 are required of all resident/fellows and their core faculty*

ME - Login Cardiovascular Disease - ... Facilitative Leadership Gra... Google Calendar - Week o... New Innovations Login Queen's Heart Physician P...

## Register with IHI.org – it's free and easy

To register with IHI.org, please complete the profile information below.

**\* required field**

### Login Information

Your email address will be your login for IHI.org. IHI will never share your email address without your permission.

Email\*

Password\*   
(Passwords are case-sensitive and must be between 6 and 12 characters)

Confirm Password\*

---

### Public Profile Information

This information will be visible to the public if you participate in certain site features like commenting on blogs or contributing content.

First Name\*

Last Name\*

---

### Email Services

Sign up for IHI's email services. You'll receive IHI's weekly e-newsletter – This Week @ IHI – and other key program announcements at your email address. You can return to your profile and change your selection at any time.

View the latest edition of IHI's weekly e-newsletter, TW@IHI.

Yes, I would like to subscribe to IHI's weekly e-newsletter, TW@IHI, and other program announcements.

---

### Terms of Use


All users must accept the Terms of Use to access the areas of IHI.org available only to registered users, to contribute content and comments, and to participate in features such as User Communities, Find a Colleague, and Find a Mentor.

Yes, I accept the Terms of Use for IHI.org.

[Complete Registration](#)

Once logged in, go to "My IHI" to Edit/Complete your profile

Welcome **My IHI** Log Out Extranet Newsletter Sign Up Blogs Career




Improving Health and Health Care Worldwide

SEARCH

ABOUT US TOPICS EDUCATION RESOURCES REGIONS ENGAGE WITH IHI

### 17th Annual Summit on Improving Patient Care in the Office Practice & the Community

March 20-22



Refocus. recharge, and gain ideas and strategies that will help bring joy back into the workplace and improve the care you deliver for patients.


### FOCUS AREAS

- Improvement Capability
- Person- and Family-Centered Care
- Patient Safety
- Quality, Cost, and Value
- Triple Aim for Populations

### OPEN SCHOOL


The IHI Open School is transforming health care education around the world »

### CONFERENCE




17th Annual Summit on Improving Patient Care in the Office Practice

### VIRTUAL TRAINING



Facing the Care Coordination Challenge Begins March 15 | IHI

### AUDIO PROGRAM



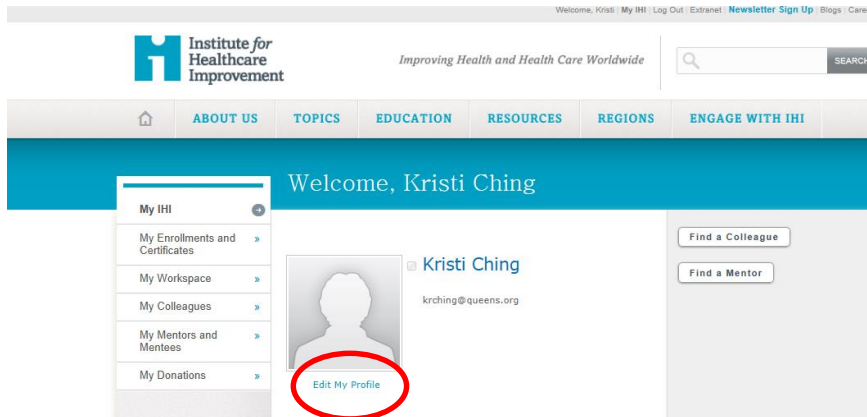
WHI: The New World of Co-producing Health and Health Care

This webpage wants to run the following add-on: 'Name & Title' Control' from 'Microsoft Corporation' What's the risk? [Dismiss](#)

## Instructions to Access IHI Modules for Residents/Fellows

*Patient Safety Modules PS101- PS105 are required of all resident/fellows and their core faculty*

- Click on “edit my profile”



Welcome, Kristi | My IHI | Log Out | Extranet | Newsletter Sign Up | Blogs | Career

Institute for Healthcare Improvement  
Improving Health and Health Care Worldwide

SEARCH

ABOUT US | TOPICS | EDUCATION | RESOURCES | REGIONS | ENGAGE WITH IHI

Welcome, Kristi Ching

My IHI

- My Enrollments and Certificates
- My Workspace
- My Colleagues
- My Mentors and Mentees
- My Donations

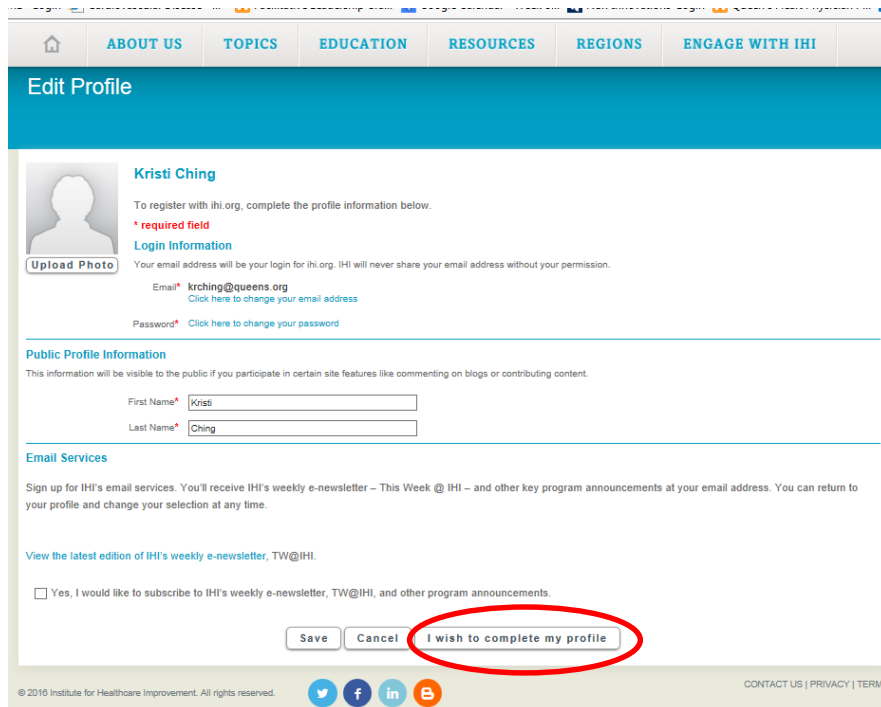
Kristi Ching  
krching@queens.org

Find a Colleague

Find a Mentor

**Edit My Profile**

- Click on “I wish to complete my profile”



ABOUT US | TOPICS | EDUCATION | RESOURCES | REGIONS | ENGAGE WITH IHI

### Edit Profile

**Kristi Ching**

To register with ihi.org, complete the profile information below.

\* required field

**Login Information**

Your email address will be your login for ihi.org. IHI will never share your email address without your permission.

Email\* **krching@queens.org**  
[Click here to change your email address](#)

Password\* [Click here to change your password](#)

**Public Profile Information**

This information will be visible to the public if you participate in certain site features like commenting on blogs or contributing content.

First Name\*

Last Name\*

**Email Services**

Sign up for IHI's email services. You'll receive IHI's weekly e-newsletter – This Week @ IHI – and other key program announcements at your email address. You can return to your profile and change your selection at any time.

View the latest edition of IHI's weekly e-newsletter, TW@IHI.

Yes, I would like to subscribe to IHI's weekly e-newsletter, TW@IHI, and other program announcements.

Save Cancel **I wish to complete my profile**

© 2010 Institute for Healthcare Improvement. All rights reserved. CONTACT US | PRIVACY | TERMS

## Instructions to Access IHI Modules for Residents/Fellows

*Patient Safety Modules PS101- PS105 are required of all resident/fellows and their core faculty*

In the Public Profile section, select School-Medicine for Organization Type

Organization Type\*  ▼  
Your Organization\*

(You must fill in organization type before you can select your organization name)

Choosing John A. Burns School of Medicine will enable FREE CME credits for faculty and allow all videos to play

Job Title = RESIDENT

Organization Type = School-Medicine

Your Organization = John A Burns School of Medicine  
*(it has to be spelled out, no abbreviations)*

Ensure your "Primary Role" = RESIDENT

For the address, put your work (Program) address

You are now ready to take the IHI Online Modules. 😊

Go to [www.ihl.org/professionalcourses](http://www.ihl.org/professionalcourses) and click on the "ONLINE LEARNING" tab see all modules

The minimum requirement for all residents, fellows and their core faculty are the five patient safety modules PS 101 – PS 105.

Click on the dark blue title of the module (i.e., PS 101: Introduction to Patient Safety) to get started.

## Instructions to Access IHI Modules for Residents/Fellows

*Patient Safety Modules PS101- PS105 are required of all resident/fellows and their core faculty*

Patient Safety	
<input type="checkbox"/>	PS 101: Introduction to Patient Safety*
<input type="checkbox"/>	PS 102: From Error to Harm*
<input type="checkbox"/>	PS 103: Human Factors and Safety*
<input type="checkbox"/>	PS 104: Teamwork and Communication in a Culture of Safety*
<input type="checkbox"/>	PS 105: Responding to Adverse Events*

To receive the IHI Basic Certificate in Quality and Patient Safety, you must complete the following [online courses](#), which will take 25- 30 hours. Although this is not required, the Improvement Capability (QI) modules are recommended by the hospital QI staff before embarking on your (residents/fellows) required quality improvement project.

- Improvement Capability 101, 102, 103, 104, 105
- Patient Safety 101, 102, 103, 104, 105
- Leadership 101
- Person- and Family-Centered Care 101
- Quality, Cost, and Value 101

## Instructions to Access IHI Modules for Residents/Fellows

*Patient Safety Modules PS101- PS105 are required of all resident/fellows and their core faculty*

### SHORTCUT TO REGAIN ACCESS TO YOUR MODULES

<http://app.ihi.org/lms/MyCertificateProgramsList.aspx>

Click on "My IHI" at the top right of the screen


Click on "My Enrollments and Certificates" on the left navigation frame


Click on "My Courses and Lessons" in the 3rd section (My Online Course Catalogs section)

The screenshot shows a navigation menu on the left with the following items: My IHI, My Enrollments and Certificates (highlighted with a dark blue bar and a right-pointing arrow), My Workspace, My Colleagues, My Mentors and Mentees, and My Donations. The main content area on the right is titled "My Enrollments and Certificates" and is divided into several sections: "MY ENROLLMENTS" (listing Conferences, Seminars, Trainings, Virtual Programs, IHI TV and IHI Open School), "MY MEMBERSHIPS AND NETWORKS" (Memberships, Networks, and Collaboratives), "MY ONLINE COURSE CATALOGS" (All course catalogs in which you have started taking courses. Professionals, GME Faculty, and Residents. You have completed 0 course(s). You have 2 course(s) in progress. Catalog Information | My Courses & Lessons | Evaluation & Continuing Education), and "MY CERTIFICATION SUMMARY".

If you have a course in progress, you will see a dark green progress icon before it:

#### Patient Safety

 PS 100: Introduction to Patient Safety


 PS 101: Fundamentals of Patient Safety

When a lesson is completed, you will see a check mark. Once you complete all the lessons in the module, the icon in front of the module will turn into a light green check mark

 PS 100: Introduction to Patient Safety

 Lesson 1: Understanding Medical Error and Patient Safety

 Lesson 2: Responding to Errors and Harm

 Lesson 3: A Call to Action — What YOU Can Do

### PROOF OF COMPLETION

After you complete each module and its associated evaluation, the icon before each module on your "My Courses & Lessons \ My Learning Tab should have a light green check mark in front of it.

Please make a screen shot that shows checkmarks for all 5 modules, then submit to your respective GME Program office.